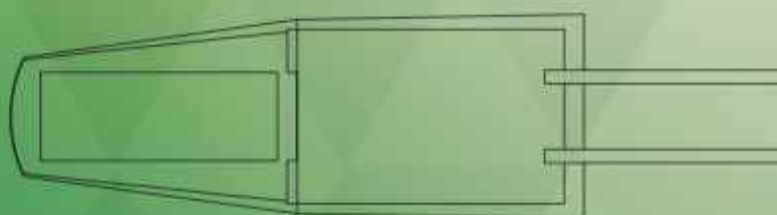
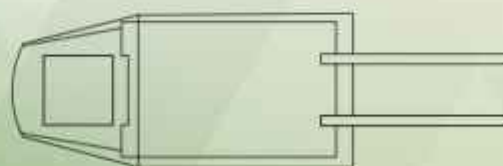
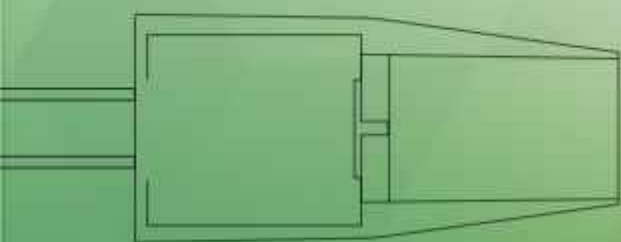


LeDiamond

Ideas for lighting

Catalog 2021-2022 edition



V.2

www.lediamond.com.tw

ABOUT LEDIAMOND

Company Profile


LeDiamond Opto Corporation was established in 2013, and located in Taipei, Taiwan


At first, we are a manufacturer devoting to LED components. To develop new market, we start to devote ourselves to LED lamps by our mature component technology, and successfully launched G4 & G9 LED lamps to provide customers replacements for traditional halogen lamps.

We are committed to providing high-quality & best service to every customer. For this reason, we will keep improving and designing new products to conform to our business goal.



LeDiamond Opto Corporation

 8F, No.80, Sec.2,
Guangfu Rd., Sanchong Dist.,
New Taipei City 24158, Taiwan

 +886-2-29958557

 support@lediamond-opto.com.tw

 www.lediamond.com.tw



ABOUT LEDIAMOND

Quality

To provide customers high-quality and reliable products, every inspection on every procedure will be conducted strictly.

Besides, we follow to the international regulations, such as ETL, CE(LVD, EMC), ERP, and RoHS to keep our certificates updating, and guarantee the sales at our customers' local markets.



ERP



Warranty

LeDiamond products are suggested for indoor use only. The lifetime can be extended by appropriate application.

We provide 2 years warranty for our products based on normal use.

We understand an excellent after service can bring our business closer, if any information or assistance needed, please feel free to reach us by mail or phone call.




ABOUT LEDIAMOND

Customization Service

LeDiamond has innovative R&D team and advanced manufacturing technology. We use the integration of supply chain and customization advantages to provide our clients a complete and highly efficient service.

Just bring your ideas to us, and let us make it come true!

Optional Packing



Optional CCT



ROYAL SERIES

G4	page 05
G9	page 09
E12/E14	page 11
MR11/GU10	page 12
G9 Glass	page 13
R7S	page 14



NOBLE SERIES

G4	page 15
G9	page 20
E12	page 25
E14	page 26
E26/E27	page 27
MR16/GU10	page 28
Glass Filament Bulb	page 29





G4 0705

Volts	AC/DC 12V
Watts	1.1 W
Lumen	110 lm
CRI	> 80
CCT	2700 K
Power factor	0.7
Equiv. power	10 W
Base	G4
Housing	Silicon
Dimmable	Yes
Dimension	Ø9.5*30 mm
Net weight	2.0 g

G4 0705-E

Volts	AC/DC 12V
Watts	1.0 W
Lumen	100 lm
CRI	> 80
CCT	2700 K
Power factor	0.7
Equiv. power	10 W
Base	G4
Housing	Silicon
Dimmable	No
Dimension	Ø11*33 mm
Net weight	2.0 g



CE ERP ✓RoHS



ERP ✓RoHS



G4 1505	
Volts	AC/DC 12V
Watts	1.6 W
Lumen	180 lm
CRI	> 80
CCT	2700 K
Power factor	0.7
Equiv. power	20 W
Base	G4
Housing	Silicon
Dimmable	Yes
Dimension	Ø9.5*37.5 mm
Net weight	2.2 g

G4 1505-E	
Volts	AC/DC 12V
Watts	1.5 W
Lumen	150 lm
CRI	> 80
CCT	2700 K
Power factor	0.7
Equiv. power	20 W
Base	G4
Housing	Silicon
Dimmable	No
Dimension	Ø11*37.5 mm
Net weight	2.3 g



Royal Series



G4 1508

Volts	AC/DC 12V
Watts	2.3 W
Lumen	260 lm
CRI	> 80
CCT	2700 K
Power factor	0.7
Equiv. power	20 W
Base	G4
Housing	Silicon
Dimmable	Yes
Dimension	Ø12.5*37 mm
Net weight	3 g

G4 1508-E

Volts	AC/DC 12V
Watts	1.9 W
Lumen	190 lm
CRI	> 80
CCT	2700 K
Power factor	0.7
Equiv. power	20 W
Base	G4
Housing	Silicon
Dimmable	No
Dimension	Ø13.3*41 mm
Net weight	3.4 g

ETL CE ERP ✓RoHS

CE ERP ✓RoHS



G9 1505

Volts	AC 110V
Watts	1.7 W
Lumen	180 lm
CRI	> 80
CCT	2700 K
Power factor	0.9
Equiv. power	20 W
Base	G9
Housing	PC+Ceramic
Dimmable	Yes
Dimension	Ø16*48 mm
Net weight	5.2 g

G9 1505-E

Volts	AC 220V
Watts	1.9 W
Lumen	190 lm
CRI	> 80
CCT	2700 K
Power factor	0.9
Equiv. power	20 W
Base	G9
Housing	PC+Ceramic
Dimmable	Yes
Dimension	Ø16.5*49.5 mm
Net weight	5.2 g





G9 1508

Volts	110/220V
Watts	2.5 W
Lumen	250 lm
CRI	> 80
CCT	2700 K
Power factor	0.8
Equiv. power	25 W
Base	G9
Housing	PC+Ceramic
Dimmable	No
Dimension	Ø17*51 mm
Net weight	10.1 g

G9 2508

Volts	110/220V
Watts	3.5 W
Lumen	350 lm
CRI	> 80
CCT	2700 K
Power factor	0.8
Equiv. power	35 W
Base	G9
Housing	PC+Ceramic
Dimmable	No
Dimension	Ø17*66 mm
Net weight	12.8 g



G9 2609-D	
Volts	110/220V
Watts	3.3 W
Lumen	350 lm
CRI	> 80
CCT	2700 K
Power factor	0.9
Equiv. power	35 W
Base	G9
Housing	PC+Ceramic
Dimmable	Yes
Dimension	Ø17.6*62 mm
Net weight	13.5 g

G9 2609	
Volts	110/220V
Watts	3.3 W
Lumen	450 lm
CRI	> 80
CCT	2700 K
Power factor	0.9
Equiv. power	35 W
Base	G9
Housing	PC+Ceramic
Dimmable	No
Dimension	Ø16*56.5 mm
Net weight	8.7 g





E12/E14 1508

Volts	110/220V
Watts	2.5 W
Lumen	250 lm
CRI	> 80
CCT	2700 K
Power factor	0.7
Equiv. power	25 W
Base	E12/E14
Housing	PC+Ceramic
Dimmable	No
Dimension	Ø17*50/54 mm
Net weight	13.2/13.8 g

E12/E14 2508

Volts	110/220V
Watts	3.5 W
Lumen	350 lm
CRI	> 80
CCT	2700 K
Power factor	0.7
Equiv. power	35 W
Base	E12/E14
Housing	PC+Ceramic
Dimmable	No
Dimension	Ø17*66 mm
Net weight	14.6/.15.3 g



MR11

Volts	AC/DC 12V
Watts	2 W
Lumen	200 lm
CRI	> 80
CCT	2700 K
Power factor	0.7
Equiv. power	20 W
Base	GU4
Housing	Glass
Dimmable	Yes
Dimension	Ø34.5*34 mm
Net weight	12 g

GU10

Volts	110/220V
Watts	1.8 W
Lumen	180 lm
CRI	> 80
CCT	2700 K
Power factor	0.9
Equiv. power	20 W
Base	GU10
Housing	Glass+Ceramic
Dimmable	Yes
Dimension	Ø50*54 mm
Net weight	37 g

CE ERP ✓RoHS

CE ✓RoHS



G9 Glass 2W

Volts	110/220V
Watts	2 W
Lumen	250 lm
CRI	> 80
CCT	2700 K
Power factor	0.45
Equiv. power	20 W
Base	G9
Housing	Glass
Dimmable	No
Dimension	Ø14.5*60 mm
Net weight	9 g

G9 Glass 4W

Volts	110/220V
Watts	4 W
Lumen	500 lm
CRI	> 80
CCT	2700 K
Power factor	0.45
Equiv. power	40 W
Base	G9
Housing	Glass
Dimmable	No
Dimension	Ø16*66 mm
Net weight	12 g

CE ERP RoHS

CE ERP RoHS



R7S 4W

Volts	110/220V
Watts	4 W
Lumen	400 lm
CRI	> 80
CCT	2700 K
Power factor	0.45
Equiv. power	40 W
Base	R7S
Housing	Glass
Dimmable	No
Dimension	Ø18*78 mm
Net weight	15 g

CE ERP ✓RoHS

R7S 8W

Volts	110/220V
Watts	8 W
Lumen	1050lm
CRI	> 80
CCT	2700 K
Power factor	0.45
Equiv. power	80 W
Base	R7S
Housing	Glass
Dimmable	No
Dimension	Ø18*118 mm
Net weight	23 g

CE ERP ✓RoHS

G4 & GY6.35 COB



LD-G4-0705-COB

Volts	AC/DC 12V	Power factor	> 0.7
Watts	1 W	Housing	Silicon
Lumen	100 lm	Dimmable	No
CRI	> 80	Dimension	Ø10.3*31.5 mm
Base	G4	Net weight	2 g
CCT	2700K	4000K	6000K



LD-G4-0708-COB

Volts	AC/DC 12V	Power factor	> 0.7
Watts	1 W	Housing	Silicon
Lumen	100 lm	Dimmable	No
CRI	> 80	Dimension	Ø11.6*30.7 mm
Base	G4	Net weight	2.3 g
CCT	2700K	4000K	6000K



LD-G4-1505-COB

Volts	AC/DC 12V	Power factor	> 0.7
Watts	1.5 W	Housing	Silicon
Lumen	140 lm	Dimmable	No
CRI	> 80	Dimension	Ø10.3*38.3 mm
Base	G4	Net weight	2.3 g
CCT	2700K	4000K	6000K



LD-G4-1508-COB

Volts	AC/DC 12V	Power factor	> 0.7
Watts	2 W	Housing	Silicon
Lumen	210 lm	Dimmable	No
CRI	> 80	Dimension	Ø11.6*38.5 mm
Base	G4	Net weight	2.8 g
CCT	2700K	4000K	6000K

G4 & GY6.35 COB



LD-G4-2.5MC1E

Volts	AC/DC 12V	Power factor	> 0.7
Watts	2.5 W	Housing	Silicon
Lumen	250 lm	Dimmable	No
CRI	> 80	Dimension	Ø12*33 mm
Base	G4/GY6.35	Net weight	2.9 g
CCT	2700K	4000K	6000K



LD-G4-3MC1

Volts	AC/DC 12V	Power factor	> 0.7
Watts	2.3 W	Housing	PC
Lumen	230 lm	Dimmable	No
CRI	> 80	Dimension	Ø15.5*40 mm
Base	G4	Net weight	6 g
CCT	2700K	4000K	6000K



LD-G4-2.5SC1

Volts	AC/DC 12V	Power factor	> 0.7
Watts	2.5 W	Housing	Silicon
Lumen	250 lm	Dimmable	No
CRI	> 80	Dimension	Ø13*38 mm
Base	G4/GY6.35	Net weight	3 g
CCT	2700K	4000K	6000K

G4 & GY6.35 Corn Light



No Flicker
ERP

LD-G4-2835W-10LED

Volts	AC/DC 12V	Power factor	> 0.6
Watts	1.5 W	Housing	Silicon
Lumen	150 lm	Dimmable	No
CRI	> 80	Dimension	Ø10*37 mm
Base	G4	Net weight	2.3 g
CCT	2700K	4000K	6000K



No Flicker
ERP

LD-G4-2835W-20LED

Volts	AC/DC 12V	Power factor	> 0.6
Watts	1.9 W	Housing	Silicon
Lumen	220 lm	Dimmable	No
CRI	> 80	Dimension	Ø13*37 mm
Base	G4	Net weight	3 g
CCT	2700K	4000K	6000K



No Flicker
ERP

LD-G4-3014W-24LED

Volts	AC/DC 12V	Power factor	> 0.6
Watts	1.1 W	Housing	Silicon
Lumen	90 lm	Dimmable	No
CRI	> 80	Dimension	Ø10*36 mm
Base	G4	Net weight	2.8 g
CCT	2700K	4000K	6000K



No Flicker
ERP

LD-G4-3014W-48LED

Volts	AC/DC 12V	Power factor	> 0.6
Watts	1.8 W	Housing	Silicon
Lumen	200 lm	Dimmable	No
CRI	> 80	Dimension	Ø13*37.2 mm
Base	G4	Net weight	4.5 g
CCT	2700K	4000K	6000K

G4 & GY6.35 Corn Light



LD-G4-3W-36SMD

Volts	AC/DC 12V	Power factor	> 0.7
Watts	2.3 W	Housing	Silicon
Lumen	230 lm	Dimmable	No
CRI	> 80	Dimension	Ø16*43 mm
Base	G4/GY6.35	Net weight	2 g
CCT	2700K	4000K	6000K



LD-G4-3W-72SMD

Volts	AC/DC 12V	Power factor	> 0.7
Watts	3 W	Housing	Silicon
Lumen	300 lm	Dimmable	No
CRI	> 80	Dimension	Ø17*55 mm
Base	G4/GY6.35	Net weight	12.2 g
CCT	2700K	4000K	6000K



LD-G4-2835-12LED

Volts	AC/DC 12V	Power factor	> 0.6
Watts	1.1 W	Housing	PC
Lumen	110 lm	Dimmable	No
CRI	> 80	Dimension	Ø12*38.5 mm
Base	G4	Net weight	3 g
CCT	2700K	4000K	6000K

No Flicker
ERP



LD-G4-3MS42

Volts	AC/DC 12V	Power factor	> 0.7
Watts	3W	Housing	Ceramic+PC
Lumen	300 lm	Dimmable	Yes
CRI	> 80	Dimension	Ø18*41 mm
Base	G4	Net weight	10.8 g
CCT	2700K	4000K	6000K

G4 & GY6.35 CORN LIGHT



No Flicker
ERP

LD-G4-2835C-14LED

Volts	AC/DC 12V	Power factor	> 0.6
Watts	1.2 W	Housing	Ceramic+PC
Lumen	180 lm	Dimmable	No
CRI	> 80	Dimension	Ø10.5*37 mm
Base	G4	Net weight	4.3 g
CCT	2700K	4000K	6000K



LD-G4-4014-63LED

Volts	AC/DC 12V	Power factor	> 0.5
Watts	3.2 W	Housing	Ceramic+PC
Lumen	370 lm	Dimmable	No
CRI	> 80	Dimension	Ø16.5*44 mm
Base	G4	Net weight	10.9 g
CCT	2700K	4000K	6000K



LD-G4-4MS21

Volts	AC/DC 12V	Power factor	> 0.7
Watts	4 W	Housing	Ceramic+PC
Lumen	400 lm	Dimmable	No
CRI	> 80	Dimension	Ø17*45 mm
Base	G4/GY6.35	Net weight	14.5 g
CCT	2700K	4000K	6000K

G9 CORN LIGHT

AC 110/220V



No Flicker
ERP

LD-G9-2835WT-32LED

Volts	110/220V	Power factor	> 0.9
Watts	2.6 W	Housing	Ceramic+PC
Lumen	260 lm	Dimmable	Yes
CRI	> 80	Dimension	Ø15.5*51 mm
Base	G9	Net weight	11 g
CCT	2700K	4000K	6000K



No Flicker
ERP

LD-G9-2835-46LED

Volts	110/220V	Power factor	> 0.95
Watts	3 W	Housing	Ceramic+PC
Lumen	300 lm	Dimmable	Yes
CRI	> 80	Dimension	Ø18.7*53.8 mm
Base	G9	Net weight	14.2 g
CCT	2700K	4000K	6000K



LD-G9-3MS43

Volts	110/220V	Power factor	> 0.8
Watts	3 W	Housing	Ceramic+PC
Lumen	300 lm	Dimmable	Yes
CRI	> 80	Dimension	Ø18*51 mm
Base	G9	Net weight	12 g
CCT	2700K	4000K	6000K



LD-G9-C12

Volts	110/220V	Power factor	> 0.8
Watts	4 W	Housing	Ceramic+PC
Lumen	400 lm	Dimmable	Yes
CRI	> 80	Dimension	Ø19.5*54 mm
Base	G9	Net weight	16.9 g
CCT	2700K	4000K	6000K

G9 CORN LIGHT

AC 110/220V



**No Flicker
ERP**

LD-G9-2835WT-88LED

Volts	110/220V	Power factor	> 0.95
Watts	5 W	Housing	Ceramic+PC
Lumen	550 lm	Dimmable	Yes
CRI	> 80	Dimension	Ø18*61 mm
Base	G9	Net weight	18 g
CCT	2700K	4000K	6000K



**No Flicker
ERP**

LD-G9-2835B-16LED B

Volts	220V	Power factor	> 0.5
Watts	1.4 W	Housing	PC
Lumen	150 lm	Dimmable	No
CRI	> 80	Dimension	Ø16.5*48.5 mm
Base	G9	Net weight	3.8 g
CCT	2700K	4000K	6000K



LD-G9-2MS8

Volts	110/220V	Power factor	> 0.8
Watts	1.8 W	Housing	Ceramic+PC
Lumen	180 lm	Dimmable	No
CRI	> 80	Dimension	Ø17*45 mm
Base	G9	Net weight	7.8 g
CCT	2700K	4000K	6000K



LD-G9-2.5MS16

Volts	110/220V	Power factor	> 0.8
Watts	2.5 W	Housing	Ceramic+PC
Lumen	250 lm	Dimmable	No
CRI	> 80	Dimension	Ø17*51 mm
Base	G9	Net weight	10.4 g
CCT	2700K	4000K	6000K

G9 CORN LIGHT

AC 110/220V



No Flicker
ERP

LD-G9-2835-32LED C

Volts	110/220V	Power factor	> 0.5
Watts	3.1 W	Housing	Ceramic+PC
Lumen	350 lm	Dimmable	No
CRI	> 80	Dimension	Ø17*49 mm
Base	G9	Net weight	9.9 g
CCT	2700K	4000K	6000K



No Flicker
ERP

LD-G9-2835W-51LED C

Volts	110/220V	Power factor	> 0.5
Watts	3.1 W	Housing	Ceramic+PC
Lumen	380 lm	Dimmable	No
CRI	> 80	Dimension	Ø16*50 mm
Base	G9	Net weight	12 g
CCT	2700K	4000K	6000K



LD-G9-4.5MS30

Volts	110/220V	Power factor	> 0.8
Watts	4 W	Housing	Ceramic+PC
Lumen	400 lm	Dimmable	No
CRI	> 80	Dimension	Ø18*57 mm
Base	G9	Net weight	15.7 g
CCT	2700K	4000K	6000K



No Flicker
ERP

LD-G9-2835W-88LED




Volts	110/220V	Power factor	> 0.5
Watts	4.8 W	Housing	Ceramic+PC
Lumen	550 lm	Dimmable	No
CRI	> 80	Dimension	Ø18*61 mm
Base	G9	Net weight	20 g
CCT	2700K	4000K	6000K

G9 CORN LIGHT

AC 110/220V






LD-G9-3W-48SMD

Volts	110/220V	Power factor	> 0.3
Watts	2.5 W	Housing	Silicon
Lumen	250 lm	Dimmable	No
CRI	> 80	Dimension	Ø16*50 mm
Base	G9	Net weight	8.6 g
CCT	 2700K	 4000K	 6000K



LD-G9-3W-72SMD

Volts	110/220V	Power factor	> 0.8
Watts	3 W	Housing	Silicon
Lumen	300 lm	Dimmable	No
CRI	> 80	Dimension	Ø17*62 mm
Base	G9	Net weight	12.9 g
CCT	 2700K	 4000K	 6000K

G9 CORN LIGHT

AC 100-265V



**No Flicker
ERP**

LD-G9-2835-54LED Z

Volts	100-265V	Power factor	> 0.5
Watts	3 W	Housing	Ceramic+PC
Lumen	410 lm	Dimmable	No
CRI	> 80	Dimension	Ø16.5*54 mm
Base	G9	Net weight	13.7 g
CCT	2700K	4000K	6000K



**No Flicker
ERP**

LD-G9-2835-100LED Z

Volts	100-265V	Power factor	> 0.5
Watts	5.5 W	Housing	Ceramic+PC
Lumen	700 lm	Dimmable	No
CRI	> 80	Dimension	Ø18.6*68.3 mm
Base	G9	Net weight	23.7 g
CCT	2700K	4000K	6000K



**No Flicker
ERP**

LD-G9-5730B-75LED Z

Volts	100-265V	Power factor	> 0.5
Watts	5.5 W	Housing	Ceramic+PC
Lumen	800 lm	Dimmable	No
CRI	> 80	Dimension	Ø18.6*68.5 mm
Base	G9	Net weight	24.5 g
CCT	2700K	4000K	6000K



**No Flicker
ERP**

LD-G9-2835-124LED Z

Volts	100-265V	Power factor	> 0.5
Watts	6.6 W	Housing	Ceramic+PC
Lumen	930 lm	Dimmable	No
CRI	> 80	Dimension	Ø18.5*75 mm
Base	G9	Net weight	25.5 g
CCT	2700K	4000K	6000K

E12



LD-E12-C02

Volts	110/220V	Power factor	> 0.3
Watts	1.5 W	Housing	Glass
Lumen	150 lm	Dimmable	No
CRI	> 80	Dimension	Ø22*50 mm
Base	E12	Net weight	3.8 g
CCT	2700K	4000K	6000K



**No Flicker
ERP**

LD-E12-2835AW-88LED

Volts	110/220V	Power factor	> 0.9
Watts	5 W	Housing	Ceramic+PC
Lumen	600 lm	Dimmable	No
CRI	> 80	Dimension	Ø19*60.6 mm
Base	E12	Net weight	21.5 g
CCT	2700K	4000K	6000K



**No Flicker
ERP**

LD-E12-4014-54LED Z

Volts	100-265V	Power factor	> 0.5
Watts	3.2 W	Housing	Ceramic+PC
Lumen	430 lm	Dimmable	No
CRI	> 80	Dimension	Ø16.5*52.5 mm
Base	E12	Net weight	12.8 g
CCT	2700K	4000K	6000K

E14



LD-E14-3MS43

Volts	110/220V	Power factor	> 0.8
Watts	3 W	Housing	Ceramic+PC
Lumen	300 lm	Dimmable	Yes
CRI	> 80	Dimension	Ø18*53 mm
Base	E14	Net weight	12.1 g
CCT	2700K	4000K	6000K



No Flicker
ERP

LD-E14-2835BW-88LED

Volts	110/220V	Power factor	> 0.5
Watts	4.8 W	Housing	Ceramic+PC
Lumen	550 lm	Dimmable	No
CRI	> 80	Dimension	Ø19*67.7 mm
Base	E14	Net weight	22.5 g
CCT	2700K	4000K	6000K



LD-E14-4014-54LED Z

Volts	100-265V	Power factor	> 0.5
Watts	3.2 W	Housing	Ceramic+PC
Lumen	430 lm	Dimmable	No
CRI	> 80	Dimension	Ø16.5*58.5 mm
Base	E14	Net weight	12.8 g
CCT	2700K	4000K	6000K



LD-E14-2835-84LED

Volts	110/220V	Power factor	> 0.5
Watts	7 W	Housing	Ceramic+PC
Lumen	880 lm	Dimmable	No
CRI	> 80	Dimension	Ø31*106.5 mm
Base	E14	Net weight	47.6 g
CCT	2700K	4000K	6000K

E26/E27



LD-E27-2835-84LED

Volts	110/220V	Power factor	> 0.5
Watts	7 W	Housing	Ceramic+PC
Lumen	880 lm	Dimmable	No
CRI	> 80	Dimension	Ø31*98.5 mm
Base	E27	Net weight	47.6 g
CCT	2700K	4000K	6000K



LD-E27-14W-120LED

Volts	175-240V	Power factor	> 0.5
Watts	14 W	Housing	Ceramic+PC
Lumen	1800 lm	Dimmable	No
CRI	> 80	Dimension	Ø50*112 mm
Base	E27	Net weight	49 g
CCT	2700K	4000K	6000K



Beam angle: 36 degree

LD-E26-JDR-5W

Volts	110/220 V	Power factor	> 0.8
Watts	5 W	Plastic coated aluminum	
Lumen	400 lm	Dimmable	No
CRI	> 80	Dimension	Ø50*55 mm
Base	E26	Net weight	49.8 g
CCT	2700K	4000K	6000K



Beam angle: 36 degree

LD-E26-PAR series

Volts	110/220V	Power factor	> 0.5
Watts	7 / 15 / 18 W	Dimmable	No
Lumen	600/900/1150 lm	Plastic coated aluminum	
Dimension	Ø64*85 mm / Ø95*120 mm / Ø120*137 mm		
CRI	> 80	Net weight	70.5/150/241 g
CCT	2700K	4000K	6000K

MR16/GU10



Beam angle: 36 degree

LD-MR16-5PS6

Volts	AC/DC 12V	Power factor	> 0.7
Watts	5 W	Plastic coated aluminum	
Lumen	470 lm	Dimmable	No
CRI	> 80	Dimension	Ø50*54 mm
Base	MR16	Net weight	40.9 g
CCT	2700K	4000K	6000K



Beam angle: 120 degree

LD-MR16-G01

Volts	AC/DC 12V	Power factor	> 0.7
Watts	3 W	Housing	Glass
Lumen	300 lm	Dimmable	No
CRI	> 80	Dimension	Ø50*46 mm
Base	MR16	Net weight	42.1 g
CCT	2700K	4000K	6000K



Beam angle: 36 degree

LD-GU10-5PS7

Volts	110/220V	Power factor	> 0.8
Watts	5 W	Plastic coated aluminum	
Lumen	470 lm	Dimmable	No
CRI	> 80	Dimension	Ø50*55 mm
Base	GU10	Net weight	47.9 g
CCT	2700K	4000K	6000K



Beam angle: 120 degree

LD-GU10-S01 Z

Volts	100-265V	Power factor	> 0.5
Watts	3 W	Housing	Glass
Lumen	300 lm	Dimmable	No
CRI	> 80	Dimension	Ø50*53 mm
Base	GU10	Net weight	44.9 g
CCT	2700K	4000K	6000K

GLASS FILAMENT BULB AC 110/220V



A60

Volts	110/220V	110/220V	110/220V
Watts	3.6 W	4.5 W	6.5 W
Lumen	450 lm	550 lm	800 lm
CRI	> 80	> 80	> 80
Base	E27	E27	E27

Cover Option Clear/Amber Dimension Ø60*105 mm



ST64

Volts	110/220V	110/220V	110/220V
Watts	3.6 W	4.5 W	6.5 W
Lumen	450 lm	550 lm	800 lm
CRI	> 80	> 80	> 80
Base	E27	E27	E27

Cover Option Clear/Amber Dimension Ø64*146 mm



C35

Volts	110/220V	110/220V	110/220V
Watts	2.5 W	3.6 W	4.5 W
Lumen	250 lm	450 lm	550 lm
CRI	> 80	> 80	> 80
Base	E14/E27	E14/E27	E14/E27

Cover Option Clear/Amber Dimension Ø30*100 mm



G45

Volts	110/220V	110/220V	110/220V
Watts	2.5 W	3.6 W	4.5 W
Lumen	250 lm	450 lm	550 lm
CRI	> 80	> 80	> 80
Base	E14/E27	E14/E27	E14/E27

Cover Option Clear/Amber Dimension Ø45*82 mm

GLASS FILAMENT BULB AC 110/220V



LD-Star

Volts	110/220V	110/220V
Watts	4 W	4 W
Driver	RC	IC
CRI	> 80	> 80
Base	E27	E27

CCT 2200-6500K Dimension Ø140*173 mm



LD-Heart

Volts	110/220V	110/220V
Watts	4 W	4 W
Driver	RC	IC
CRI	> 80	> 80
Base	E27	E27

CCT 2200-6500K Dimension Ø115*155 mm



LD-G110 Tip Diamond

Volts	110/220V	110/220V
Watts	4 W	4 W
Driver	RC	IC
CRI	> 80	> 80
Base	E27	E27

CCT 2200-6500K Dimension Ø105*168 mm



LD-G110 Flat Diamond

Volts	110/220V	110/220V
Watts	4 W	4 W
Driver	RC	IC
CRI	> 80	> 80
Base	E27	E27

CCT 2200-6500K Dimension Ø95*142 mm

GLASS FILAMENT BULB

AC 110/220V



LD-G95 Pineapple

Volts	110/220V	110/220V
Watts	4 W	4 W
Driver	RC	IC
CRI	> 80	> 80
Base	E27	E27
CCT	2200-6500K	Dimension Ø95*142 mm



LD-G95 Strawberry

Volts	110/220V	110/220V
Watts	4 W	4 W
Driver	RC	IC
CRI	> 80	> 80
Base	E27	E27
CCT	2200-6500K	Dimension Ø95*142 mm



LD-G95 Striped

Volts	110/220V	110/220V
Watts	4 W	4 W
Driver	RC	IC
CRI	> 80	> 80
Base	E27	E27
CCT	2200-6500K	Dimension Ø95*142 mm



LD-G95 Lattice

Volts	110/220V	110/220V
Watts	4 W	4 W
Driver	RC	IC
CRI	> 80	> 80
Base	E27	E27
CCT	2200-6500K	Dimension Ø95*142 mm

GLASS FILAMENT BULB AC 110/220V



LD-G95 Gypsophila (Warm)

Volts 110/220V

Watts 4 W

Driver RC

CRI > 80

Base E27

CCT N/A Dimension Ø95*140 mm



LD-G95 Gypsophila (Colorful)

Volts 110/220V

Watts 4 W

Driver RC

CRI > 80

Base E27

CCT N/A Dimension Ø95*140 mm



LD-TT75

Volts 110/220V

Watts 8 W

Driver IC

CRI > 80

Base E27

CCT 2200-6500K Dimension Ø80*340 mm



LD-CT120

Volts 110/220V

Watts 18 W

Driver IC

CRI > 80

Base E27

CCT 2200-6500K Dimension Ø120*450 mm

GLASS FILAMENT BULB AC 110/220V



LD-T30*185

Volts	110/220V
Watts	3 W
Driver	RC
CRI	> 80
Base	E27

CCT 2200-6500K Dimension Ø30*185 mm



LD-T30*225

Volts	110/220V
Watts	4 W
Driver	RC
CRI	> 80
Base	E27

CCT 2200-6500K Dimension Ø30*225 mm



LD-T30*300

Volts	110/220V
Watts	4 W
Driver	RC
CRI	> 80
Base	E27

CCT 2200-6500K Dimension Ø30*300 mm



LD-T30*300

Volts	110/220V
Watts	5 W
Driver	RC
CRI	> 80
Base	E27

CCT 2200-6500K Dimension Ø30*300 mm

GLASS FILAMENT BULB AC 110/220V



LD-BT180

Volts 110/220V

Watts 8 W

Driver IC

CRI > 80

Base E27

CCT 2200-6500K

Dimension Ø180*340 mm



LD-G180

Volts 110/220V

Watts 4 W

Driver IC

CRI > 80

Base E27

CCT 2200-6500K

Dimension Ø180*250 mm



LD-G200

Volts 110/220V

Watts 8 W

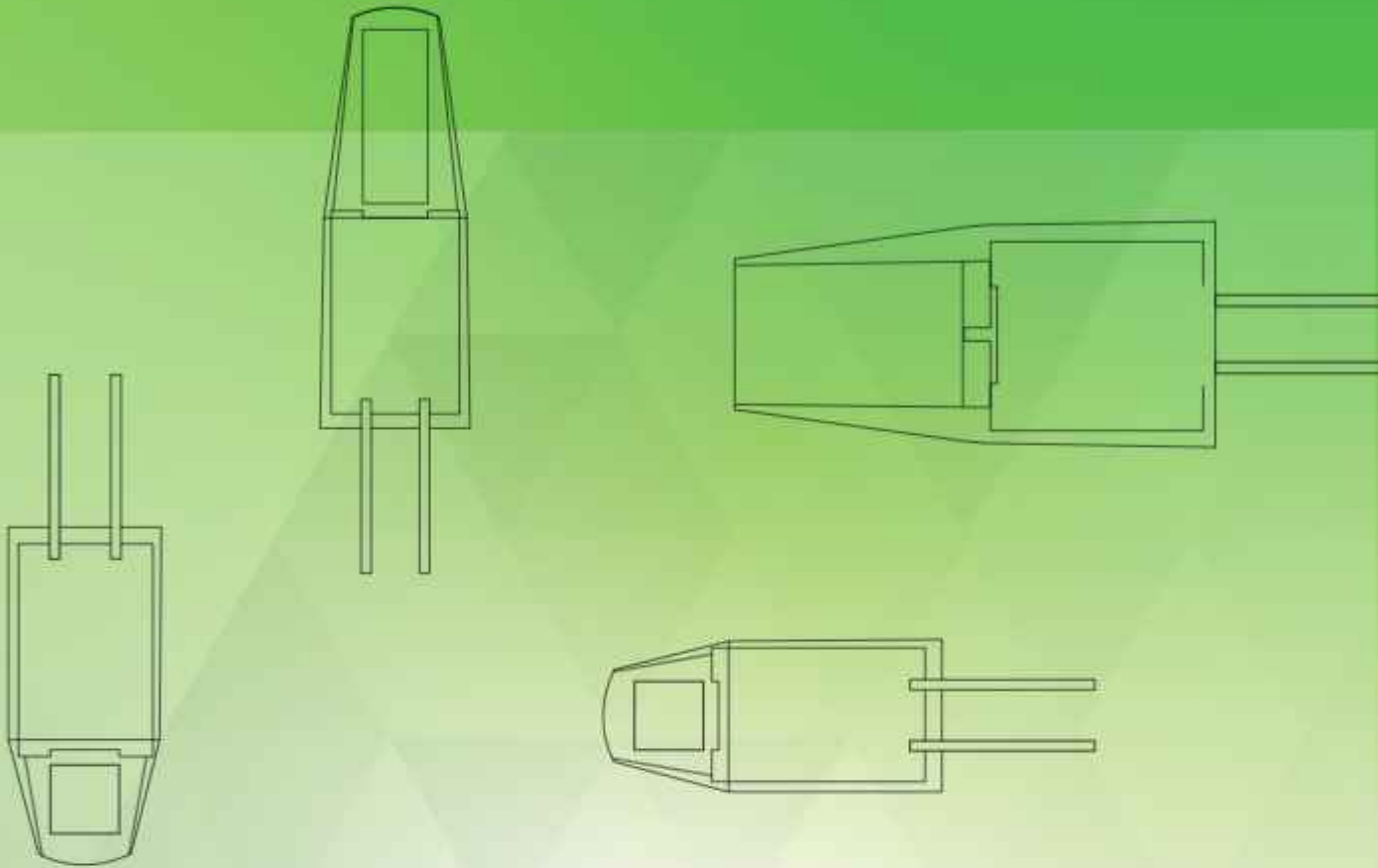
Driver IC

CRI > 80

Base E27

CCT 2200-6500K

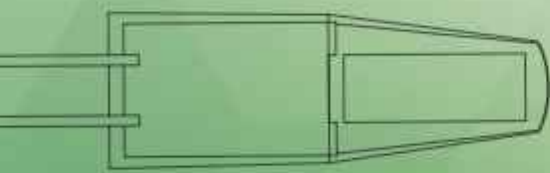
Dimension Ø200*270 mm



Catalog 2021-2022 edition

LeDiamond

Ideas for lighting

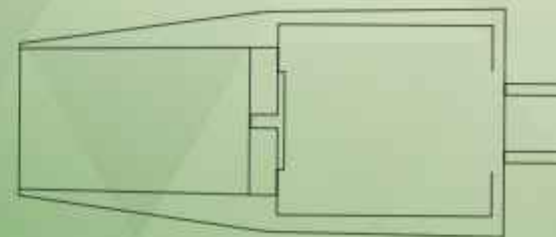


LeDiamond Opto Corporation

8F, No.80, Sec.2,Guangfu Rd., Sanchong Dist.,
New Taipei City 24158, Taiwan

T +886-2-29958557

F +886-2-29958086



www.lediamond.com.tw